



## HOW TO USE THE LANE SUMMARY

The easiest way to search inventory on our website is to use the lane summary.

The lane summary appears on our homepage as soon as you log in. Or, you can click on “LANE SUMMARY” in the top menu.

The screenshot shows the website header with the GAA logo, phone number (800) 772-9898, and a 'MY ACCOUNT' button. The navigation menu includes 'RUN LIST', 'SIMULCAST', 'LANE SUMMARY', 'MARKET REPORT', 'BUY & SELL', 'ABOUT', and 'DEALER SERVICE CENTER'. The main banner features a red bar with the text 'LANE 10, August 26<sup>th</sup>, 9:30 am'. Below this are logos for FordCredit, ars (Automotive Remarketing Services), and avis budget group. The banner also displays '100 VEHICLES' and '175+ VEHICLES'. To the right, the 'Next Auction' section lists the date 'WEDNESDAY, AUGUST 26th' and times: 8:15 am Damaged & Disabled, 9:30 am Fleet Lanes 16-6, 10:30 am Dealer Lanes, and 11:30 am FCA Closed Factory Sale.

### LANE SUMMARY

WEDNESDAY, AUGUST 26, 2020

LANE	TIME	COUNT	SALE DESCRIPTION
16	9:30AM	44	<u>NATIONAL REMARKETING</u>
16		37	<u>AMERICAN CREDIT ACCEPTANCE</u>
16		21	<u>FLEET</u>
15	9:30AM	21	<u>BOB KING AND RAMEY AUTOMOTIVE</u>
14	9:30AM	56	<u>GSP TRANSPORTATION</u>
14		97	<u>ENTERPRISE</u>
12	9:30AM	197	<u>NISSAN AND INFINITI REMARKETING SERVICES</u>
11	9:30AM	67	<u>HYUNDAI FINANCE/KIA FINANCE</u>
11		44	<u>SUBARU OPEN</u>
11		24	<u>HYUNDAI MOTORS</u>

Just click on the lane you wish to view. You will be taken to the run list for that lane.

# Run List - 08/26/2020

Page 1 of 4  
Search returned 197 results

Show 50   Sort by Lane

Search   [Reset filters](#)

[Save Search](#)

Saved Searches +

Make  
All Makes

Lane  
Filter(s) selected  
[Reset filter](#)

12 - NISSAN AND INFINITI REMARKETING SERVICES

Vehicle Types +

Body Styles +

Year & Mileage +

Color +

Engine +

Drivetrain +

Transmission +


Condition Grade +

Keyword Search -

Search by keyword   **SEARCH**

## 2020 INFINITI Q50 S

08/26/2020   Lane: 12 - NISSAN AND INFINITI REMARKETING SERVICES   Run: 2



<b>Body Style</b>	4DR SEDAN	<b>Condition Grade</b>	4.80
<b>VIN</b>	JN1FV7APXLM630656	<b>Mileage</b>	793

*Announcements: NAV*

20 Photos

**CARFAX**   **AutoCheck**

**SAVE**   **NOTE**


**VIEW DETAILS**

**VIEW CR**

**AUTO BID**

## 2020 NISSAN 370Z

08/26/2020   Lane: 12 - NISSAN AND INFINITI REMARKETING SERVICES   Run: 3



<b>Body Style</b>	2DR COUPE	<b>Condition Grade</b>	4.60
<b>VIN</b>	JN1AZ4EH6LM821393	<b>Mileage</b>	1,383

19 Photos

**CARFAX**   **AutoCheck**

**SAVE**   **NOTE**


**VIEW DETAILS**

**VIEW CR**

**AUTO BID**

## 2020 NISSAN ALTIMA SR

08/26/2020   Lane: 12 - NISSAN AND INFINITI REMARKETING SERVICES   Run: 4



<b>Body Style</b>	4DR SEDAN	<b>Condition Grade</b>	4.40
<b>VIN</b>	1N4BL4CV6LC155448	<b>Mileage</b>	1,513

**CARFAX**   **AutoCheck**

**SAVE**   **NOTE**

**VIEW DETAILS**

**VIEW CR**

**AUTO BID**

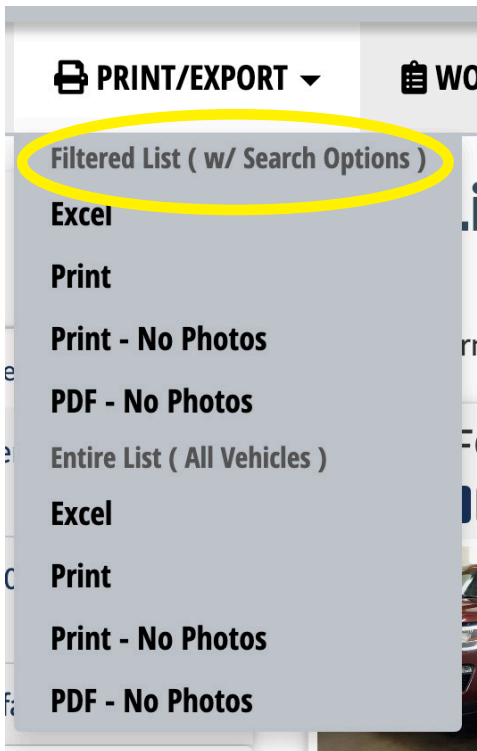
From here, you can browse through the inventory for that lane.

You can also place auto bids, view CRs, save vehicles to your workbook or make notes on each vehicle.

You can further narrow your search by using the menu along the left side of the page. These options are fully explained in a separate handout.

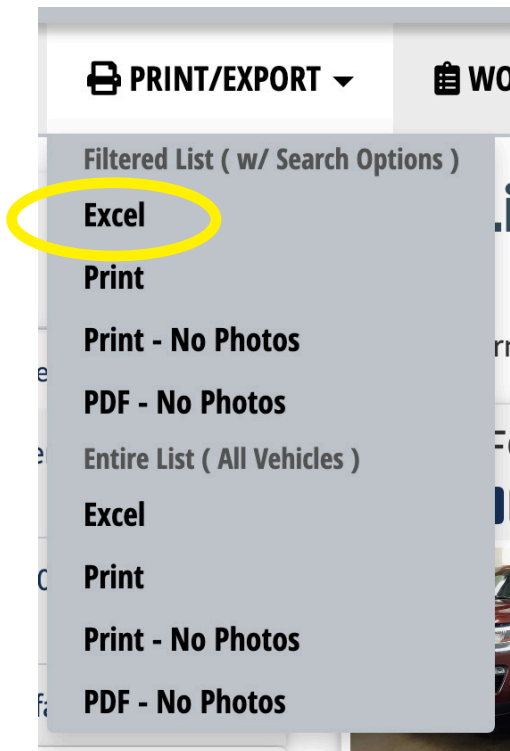
These search options will only return vehicles that match your criteria in the lane you have chosen.

# HOW TO PRINT

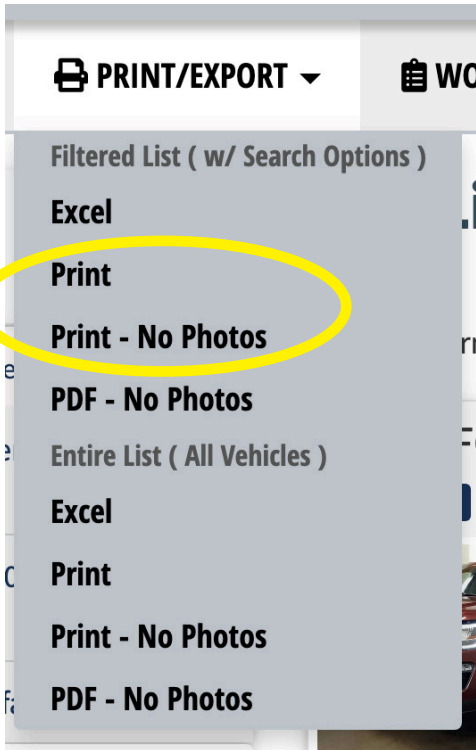


At the top, you can print your filtered list. This would be your search results, your workbook, or a lane if that's what you have selected.

Below that, you have the print options for "Entire List (All Vehicles)." This will print all the vehicles listed for that sale day, so be careful.



The first item on the menu will allow you to download your list as an Excell spreadsheet. When you click this button, you might not see anything happening. Look in the "download" folder on your computer to find the spreadsheet. If you don't have Excel or don't use spreadsheets, don't worry about this menu item -- just ignore it.



The next 2 menu items will open a separate tab in your web browser and open the print menu for your printer. (See below.)

Select your destination printer. Select "Landscape" or "Portrait." Click the small arrow next to "More settings" to see more of your printer settings. These will be different for every printer. When you have all your selections made, just click "Print" and your list will be sent to your printer.

8/24/2020  
<https://greensboroaa.com/run-lists/?export=download&format=html&sale=2020-08-26&my=1>

GAA Run List - August 26th, 2020

Lot	Run	Year	Make	Model/Trim	Miles	Grade	Color	Body	Engine	Equipment
14	1	2020	DODGE	CHARGER DAYTONA	3847	4.60	Red	4DR SEDAN	4 Cyl 5.7L	2ATWCCWES4WSPBPLFM
VIN			T/S		Workbook Notes		Comments			
2C3CDXCCT1LH129739					Good CR		A2			
14	12	2020	FORD	F-150 LARIAT	12078	4.80	Silver	CREW 4WD	8 Cyl 5L	2ALTTWCCWES4WSPBPLFM
VIN			T/S		Workbook Notes		Comments			
1FTFW1E5H4KD0491							NAV/A2			
14	32	2019	RAM	1500 CLASSIC WARELOCK	7988	4.70	White	4D CREW CAB	8 Cyl 5.7L	ACTWCCW4WSPBPLFM
VIN			T/S		Workbook Notes		Comments			
1CR8R7L76K5735639							REPLACED AIRBAGS PER TOM T...			
14	108	2019	FORD	FIESTA SE	24394	4.60	White	4DR SEDAN	4 Cyl 1.6L	ACTWCCWCDSPBPLFM
VIN			T/S		Workbook Notes		Comments			
1FADP4B36K4M150713										
14	110	2019	NISSAN	SENTRA S	14929	3.90	Blue	4DR SEDAN	4 Cyl 1.8L	ACTWCCWSPBPLFM
VIN			T/S		Workbook Notes		Comments			
1N1AB7APXY361363										
16	2	2018	KIA	FORTE LX	60178	3.50	Red	4DR SEDAN	4 Cyl 2L	ACTWCCWSPBPLFM
VIN			T/S		Workbook Notes		Comments			
3K9FL4A77JE255743					Check this one before the sale.		AS IS OVR100K			

Print 1 sheet of paper

Destination: KONICA MINOLTA C5E

Pages: All

Copies: 1

Layout: Landscape

Color: Color

More settings

Print Cancel

Here's what it looks like if you click on "Print - No Photos."

The screenshot shows a web browser window with a URL: <https://greensboroaa.com/run-lists/?export=download&format=html&sale=2020-08-26&my=1&noimage=1>. The main content is a table titled "GAA Run List - August 26th, 2020" with columns: Ln#, Run, Year, Make, Model/Trim, Miles, Grade, Color, Body, Engine, and Equipment. The table lists several vehicles, including a Dodge Charger Daytona, Ford F-150 Lariat, Ram 1500 Classic Warlock, Ford Fiesta SE, Nissan Sentra S, and Kia Forte LX. A print overlay is visible on the right side of the screen, showing settings for "1 sheet of paper". The print settings include: Destination: KONICA MINOLTA C55, Pages: All, Copies: 1, Layout: Landscape, and Color: Color. A blue "Print" button is located at the bottom right of the print overlay.

"PDF - No Photos" will download the list as a PDF file. It will look the same as the image above.

The screenshot shows a dropdown menu for "PRINT/EXPORT". The menu is open, displaying several options. The option "PDF - No Photos" is highlighted with a yellow circle. The menu options are: PRINT/EXPORT, WO, Filtered List ( w/ Search Options ), Excel, Print, Print - No Photos, PDF - No Photos (highlighted), Entire List ( All Vehicles ), Excel, Print, Print - No Photos, and PDF - No Photos.

Depending on your settings and whether you are using a Mac or a PC, the file will either be saved directly to your downloads folder; or the file will download and open in a separate window; or you may get a pop-up with a menu asking you to select where you want to save the file. (See below.)

If you get the pop-up, just navigate to where you want to save the PDF. Otherwise, look in your downloads folder for the file.

